




# DuraHold 2<sup>®</sup>

1-800-UNILOCK | [UNILOCK.COM](http://UNILOCK.COM)

**UNILOCK**<sup>®</sup>  
PAVERS & WALLS

# DURAHOLD2<sup>®</sup>



NATURAL



## PRODUCT ATTRIBUTES

Visual Appearance	DuraHold2 <sup>®</sup> is similar to DuraHold <sup>®</sup> in appearance, but is just over half the size, making it economical for low walls. Concrete tie-backs or geogrid reinforcement gives this wall various engineering options.
Finish	Standard.

## PRODUCT SPECIFICATIONS



**STANDARD**  
72 x 12 x 14"  
1830 x 300 x 360mm



**COPING**  
72 x 12 x 14"  
1830 x 300 x 360mm



**CLOSED-END COPING**  
72 x 12 x 14"  
1830 x 300 x 360mm



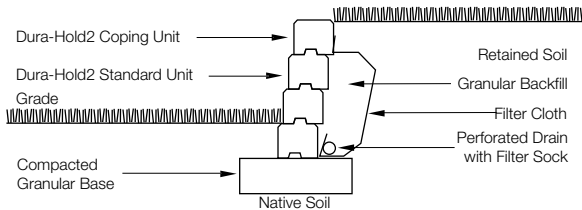
**TIE-BACK**  
72 x 12 x 14"  
1830 x 300 x 360mm



**CORNER 90°**  
36 x 12 x 14"  
900 x 300 x 360mm  
*(RIGHT CORNER SHOWN)*

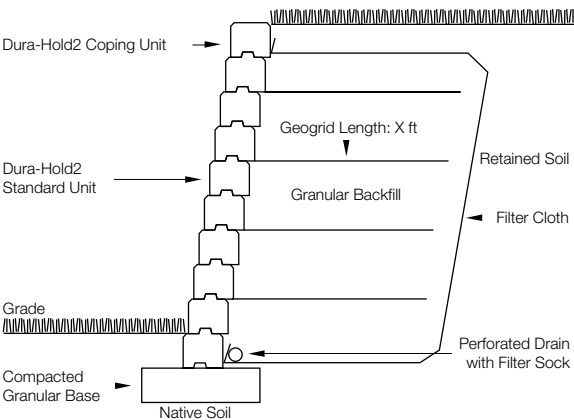
## CROSS SECTIONS

GRAVITY WALL SECTION



Cross sections are examples, and must not be used for construction.

GEOGRID WALL SECTION





## TECHNICAL INFORMATION

### ASTM C 1372 Standard Specifications for Dry-Cast Segmental Retaining Wall Units

Conforms to:

- C140 for Absorption and Compressive Strength > 3000 PSI
- C1262 for Freeze Thaw Durability <1% mass loss
- C1372 Overall dimensional variations permissible for width, height and length +/-3 mm

**Unilock standards exceed 5,000 PSI for DuraHold® products with:**

- 4% absorption avg.
- 5% absorption max.
- Dimensional Accuracy +/-3 mm

*Test results available upon request*

**Meets the U.S. Architectural & Transportation Barrier Compliance Board Slip-Resistance Surfaces Advisory Guidelines**

## PRODUCT DATA

Stones & Bundling	Face Feet Per		Linear Feet Per		Units Per		Per Bundle		Lbs Per	
	Bundle	Unit	Bundle	Unit	Bundle	Face Feet	Layers	Sections	Unit	Bundle
<b>Gormley Manufacturing</b>										
Standard	24.10	6.024	24.10	6.024	4	0.17			938	3,752
Coping 72"	24.10	6.024	24.10	6.024	4	0.17			884	3,536
Coping Closed End 72"	24.10	6.024	24.10	6.024	4	0.17			884	3,536
Tie-back	4.68	1.170	-	-	4	0.86			938	3,752
Corner 90° Right / Left	16.67	4.167	-	-	4	0.24			460	1,840

Notes: \*Closed-end coping units are available and are closed on both ends so that they may be used as left or right. Tie-back units are reinforced with steel. Refer to terms and conditions for placement rates. All measurements are nominal. Automatic setback is 1½" per row. Engineering services are available. Contact your Unilock Territory Manager or call 1-800-UNILOCK for further information.\*For custom options, please contact your Unilock Territory Manager.

## APPLICATIONS



Retaining Walls & Engineered Retaining Walls

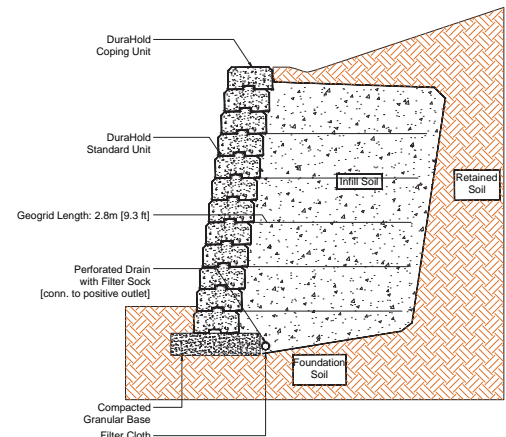


Refer to the DuraHold Installation Guide for more information.  
<https://www.risistone.com/installation-guides/>



Clamps available at Unilock. Please contact your Unilock Territory Manager or call 1-800-UNILOCK.

### GEOGRID WALL SECTION



Cross sections are examples, and must not be used for construction.

### \*Things to know:

For DuraHold® and DuraHold2®, Unilock, through **Risi Stone Systems International**, can provide preliminary site engineering for most commercial projects. Soils information, site drawings, and loading requirements are some of the information details required in order to provide this preliminary site engineering. Retaining wall engineering software is also available free of charge. Contact your local Unilock representative for details.

**For more information please visit <https://www.risistone.com/product/durahold2/>.**

## LEED INFORMATION

### Materials & Resources: LEED V4:

Building Product Disclosure and Optimization

Sourcing of Raw Materials - Sourcing of Raw Materials and Extraction • **1 point**

Sourcing of Raw Materials - Leadership Extraction Practices • **1 point**

Material Ingredient Reporting - Material Ingredient Reporting • **1 point**

Material Ingredient Reporting - Material Ingredient Optimization • **1 point**

Environmental Product Declaration • **1 point**

If required, summary test data shall be provided with the SRW Design and shall include:

a) SRW Unit shear strength as per ASTM D6916

b) SRW Unit - Geosynthetic Reinforcement connection strength as per ASTM D6638